

# Performance report



**Families  
First**

Early help, brighter futures

# Hertfordshire

July 2023 – June 2024

[www.hertfordshirefamiliesfirst.org.uk](http://www.hertfordshirefamiliesfirst.org.uk)

# Families First – assessment numbers



Family First Assessments (FFAs) are used to identify support for families who agree to multi-agency early help.



The number of FFAs finalised in the 12 months to the end of June 2024 was 762, which included 1,805 children. 27.2% of children supported are non-White British. 9.6% of children aged 5-17 had an EHCP and 11.1% have a SEND support status.



Intensive Family Support teams (453), school partnerships (98) and schools (95) led on the majority of FFAs.



Between July 2023 and June 2024, 1,652 children were supported using 'short term work' interventions.

# Presenting needs and outcomes



80% of FFAs include at least one child / young person member of the family with a health need and 79% identified an adult with a health need. 77% identify a need against the Family Relationships criteria and 72% of FFAs include concerns relating to education.



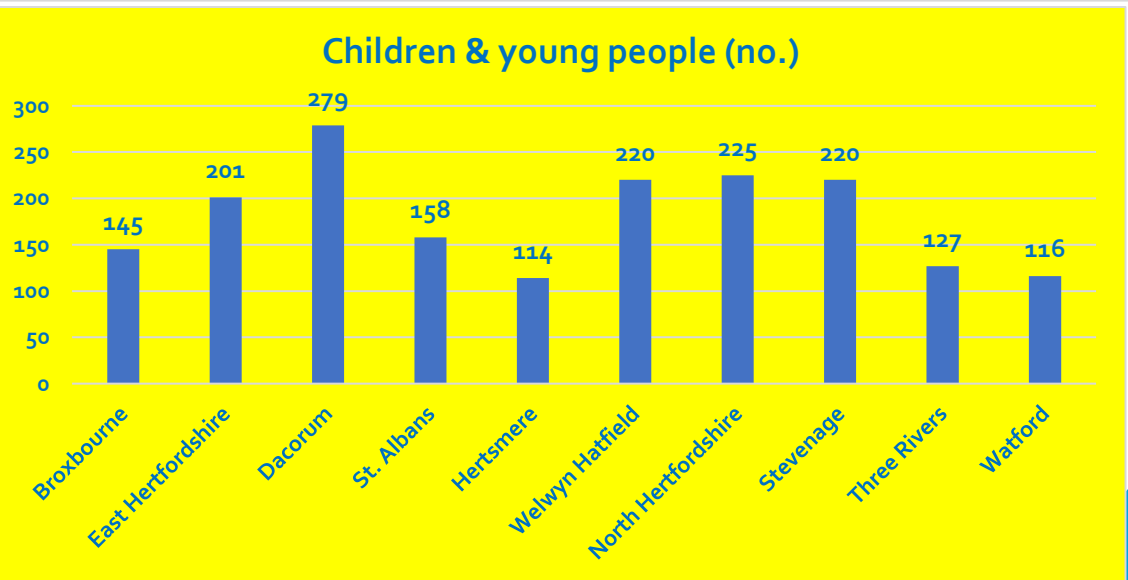
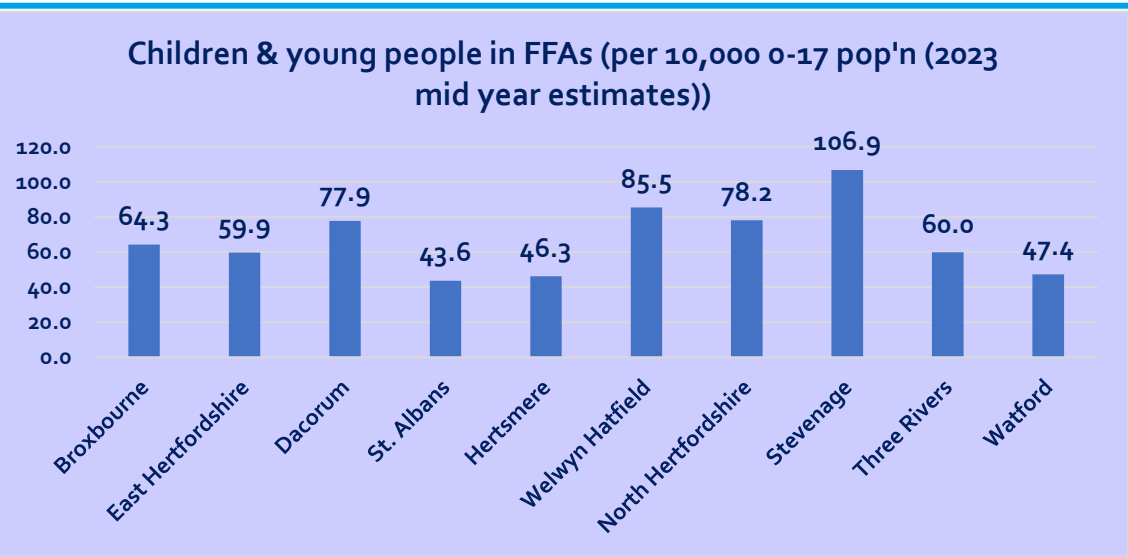
The outcome success rate following the completion of FFAs for the period between July 2023 and June 2024 was 75%. 12% of families disengaged or withdrew consent; however, it is often found that much has been achieved prior to disengagement. 13% of FFAs result in cases transferred to LCS for support from Specialist & Safeguarding Services.

# Families First Assessments (July 2023 – June 2024)



## No. of children in completed FFAs

District	No. Children	Children per 10,000 (2022 Mid Year Estimates)
Broxbourne	145	64.3
East Hertfordshire	201	59.9
Dacorum	279	77.9
St. Albans	158	43.6
Hertsmere	114	46.3
Welwyn Hatfield	220	85.5
North Hertfordshire	225	78.2
Stevenage	220	106.9
Three Rivers	127	60.0
Watford	116	47.4
<b>Hertfordshire</b>	<b>1,808</b>	<b>65.6</b>



# Families First Assessments (FFA) finalised

By lead agency and District / Borough



	Carers in Hertfordshire	Children's Wellbeing Team	Deaf & Hearing Support	Early Years' setting	Family Support Service	SFPT	FF Panels	Homelessness Prevention Team	Intensive Family Support	School / ESC	School Partnership	Services for Young People	TOTAL
Broxbourne		1		1	6		1	2	40	7	5		63
East Hertfordshire		1		1	5		3		49	26	2		87
Dacorum			1	1	3	1	13	3	56	7	24	2	111
St. Albans				2	2		7	1	26	5	25	1	69
Hertsmere	1				6		2	1	42	1	3		56
Welwyn Hatfield					3	1			71	14	5		94
North Hertfordshire				1	15		2	1	37	18	18		92
Stevenage				1	7		4	3	44	14	7		80
Three Rivers					1		2	1	42	2	5		53
Watford							2	4	46	1	4		57
<b>TOTAL</b>	<b>1</b>	<b>2</b>	<b>1</b>	<b>7</b>	<b>48</b>	<b>2</b>	<b>36</b>	<b>16</b>	<b>453</b>	<b>95</b>	<b>98</b>	<b>3</b>	<b>762</b>

# Families First Assessments (FFA) finalised

## By Quarter & District / Borough

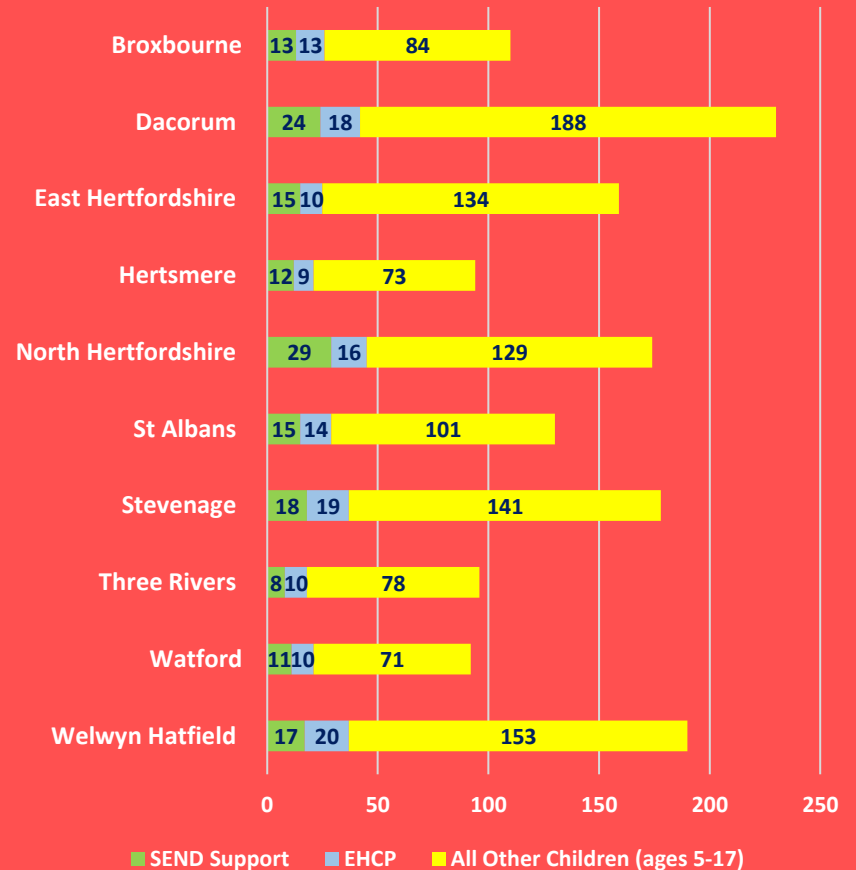


	Apr – June 2023	July - Sept 2023	Oct - Dec 2023	Jan - March 2024	Apr - June 2024	<i>Total</i>
Broxbourne	26	14	13	22	14	89
East Hertfordshire	14	23	22	19	23	101
Dacorum	26	21	33	29	28	137
St. Albans	22	13	24	19	13	91
Hertsmere	13	12	14	24	6	69
Welwyn Hatfield	11	29	25	23	16	104
North Hertfordshire	8	19	25	31	17	100
Stevenage	21	14	24	22	20	101
Three Rivers	13	15	14	9	16	67
Watford	13	10	11	19	17	70
<b>TOTAL</b>	<b>167</b>	<b>170</b>	<b>205</b>	<b>217</b>	<b>170</b>	<b>929</b>

# FFA – SEND SUPPORT & EHCP needs (children & young people aged 5-17): July 2023 – June 2024

	SEND Support	EHCP	All Other Children (ages 5-17)	Total	SEND Support %	EHCP %	EHCP / SEND Support %
Broxbourne	13	13	84	110	11.8	11.8	23.6
East Hertfordshire	15	10	134	159	9.4	6.3	15.7
Dacorum	24	18	188	230	10.4	7.8	18.3
St Albans	15	14	101	130	11.5	10.8	22.3
Hertsmere	12	9	73	94	12.8	9.6	22.3
Welwyn Hatfield	17	20	153	190	8.9	10.5	19.5
North Hertfordshire	29	16	129	174	16.7	9.2	25.9
Stevenage	18	19	141	178	10.1	10.7	20.8
Three Rivers	8	10	78	96	8.3	10.4	18.8
Watford	11	10	71	92	12.0	10.9	22.8
<b>Hertfordshire</b>	<b>162</b>	<b>139</b>	<b>1152</b>	<b>1453</b>	<b>11.1</b>	<b>9.6</b>	<b>20.7</b>

Children & young people aged 5-17 supported by FFAs



# Families First Assessments (FFA) finalised

## By children's ethnicity & District / Borough



	Asian or Asian British - Bangladeshi	Asian or Asian British - Indian	Asian or Asian British - Pakistani	Any Other Asian Background	Black or Black British - African	Black or Black British - Caribbean	Any Other Black Background	Mixed White and Asian	Mixed White and Black African	Mixed White and Black Caribbean	Any Other Mixed Background	White - British	Any Other White Background	White - Irish	Traveller of Irish Heritage or Gypsy / Roma	Any Other Ethnic Group	Not stated	Total
Broxbourne			4	2	15	10	2	1		11	6	87	4		1		2	145
East Hertfordshire		2		2	8	3	1			5	3	163	6	2		2	4	201
Dacorum			10	6	9			10	2	5	6	208	8			6	9	279
St Albans	7			1	2			4		6	3	114	10			4	7	158
Hertsmere		5	3	3	6		1	2		6	8	59	8			7	6	114
Welwyn Hatfield		1	3	2	5	2	5	1	7	6	4	170	7			3	4	220
North Hertfordshire				1	2			1	4	20	6	181	2			1	7	225
Stevenage					4		1	3	5	5	4	179	7		4	2	6	220
Three Rivers		3		3				3		1	4	102	9	2				127
Watford		1	6	7	11	1	1	4	2	9	5	51	11	1	1	4	1	116
<b>Hertfordshire</b>	<b>7</b>	<b>12</b>	<b>26</b>	<b>27</b>	<b>62</b>	<b>16</b>	<b>11</b>	<b>29</b>	<b>20</b>	<b>74</b>	<b>49</b>	<b>1,314</b>	<b>72</b>	<b>5</b>	<b>6</b>	<b>29</b>	<b>46</b>	<b>1,805</b>
<b>% Total (Herts)</b>	<b>0.4</b>	<b>0.7</b>	<b>1.4</b>	<b>1.5</b>	<b>3.4</b>	<b>0.9</b>	<b>0.6</b>	<b>1.6</b>	<b>1.1</b>	<b>4.1</b>	<b>2.7</b>	<b>72.8</b>	<b>4.0</b>	<b>0.3</b>	<b>0.3</b>	<b>1.6</b>	<b>2.5</b>	
<b>2021 census (Herts)</b>	<b>0.6</b>	<b>4.1</b>	<b>1.5</b>	<b>2.5</b>	<b>2.4</b>	<b>1.3</b>	<b>0.1</b>	<b>1.2</b>	<b>0.5</b>	<b>1.1</b>	<b>1.1</b>	<b>71.8</b>	<b>8.1</b>	<b>1.6</b>	<b>0.3</b>	<b>0.1</b>		



# Presenting needs % (family level) in completed FFAs



## FFAs completed – 12 months to June 2024

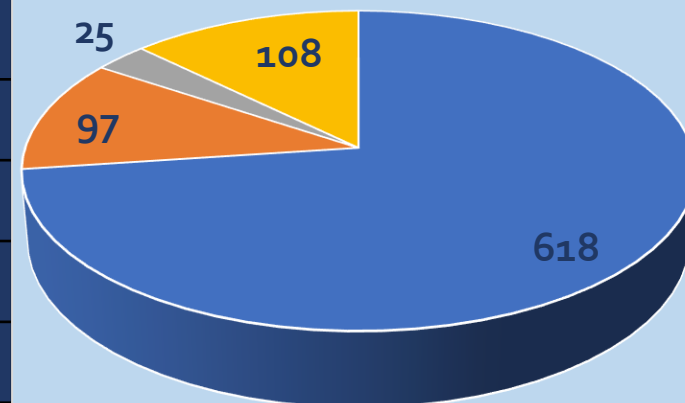
DISTRICT	Getting a good education	Early Years Development	Mental & Physical Health (Child / Young Person)	Mental & Physical Health (Adult)	Substance Misuse	Family Relationships / Parenting capacity	Crime & ASB	Domestic Abuse	Housing	Financial issues	Children keeping safe / risk of exploitation	Young Carers	Number of families
Broxbourne	66.7	28.6	76.2	90.5	27.0	79.4	20.6	63.5	47.6	54.0	41.3	15.9	63
East Hertfordshire	77.0	21.8	86.2	82.8	26.4	71.3	12.6	55.2	35.6	55.2	37.9	18.4	87
Dacorum	74.8	17.1	82.9	79.3	18.9	55.9	7.2	42.3	33.3	41.4	26.1	12.6	111
St. Albans	69.6	17.4	87.0	73.9	18.8	59.4	13.0	34.8	30.4	40.6	18.8	17.4	69
Hertsmere	53.6	12.5	67.9	71.4	14.3	82.1	3.6	42.9	35.7	46.4	19.6	7.1	56
Welwyn Hatfield	76.6	12.8	81.9	78.7	11.7	78.7	6.4	44.7	17.0	34.0	21.3	13.8	94
North Hertfordshire	81.5	25.0	87.0	85.9	18.5	88.0	8.7	41.3	37.0	54.3	27.2	25.0	92
Stevenage	68.8	22.5	85.0	77.5	18.8	82.5	7.5	38.8	40.0	38.8	32.5	18.8	80
Three Rivers	64.2	22.6	67.9	79.2	13.2	86.8	0.0	35.8	24.5	39.6	15.1	15.1	53
Watford	68.4	12.3	66.7	63.2	19.3	63.2	7.0	29.8	29.8	40.4	19.3	14.0	57
<b>TOTAL</b>	<b>71.5</b>	<b>19.3</b>	<b>80.3</b>	<b>78.9</b>	<b>18.8</b>	<b>77.2</b>	<b>8.8</b>	<b>43.3</b>	<b>32.9</b>	<b>44.5</b>	<b>26.5</b>	<b>16.1</b>	<b>762</b>

# FFA closure/outcome: July 2023 – June 2024

## By District

DISTRICT	Successful outcome(s)	Disengaged / consent withdrawn	Moved away from county	Moved across to Specialist & Safeguarding	TOTAL	% success
Broxbourne	51	12	2	9	74	71%
East Hertfordshire	70	5	4	15	94	78%
Dacorum	98	14	3	21	136	74%
St. Albans	62	5	3	11	81	79%
Hertsmere	41	7	6	9	63	72%
Welwyn Hatfield	62	12	4	10	88	74%
North Hertfordshire	63	11	1	15	90	71%
Stevenage	72	13	0	7	92	78%
Three Rivers	48	8	1	5	62	79%
Watford	51	10	1	6	68	76%
<b>TOTAL</b>	<b>618</b>	<b>97</b>	<b>25</b>	<b>108</b>	<b>848</b>	<b>75%</b>

### FFA outcomes



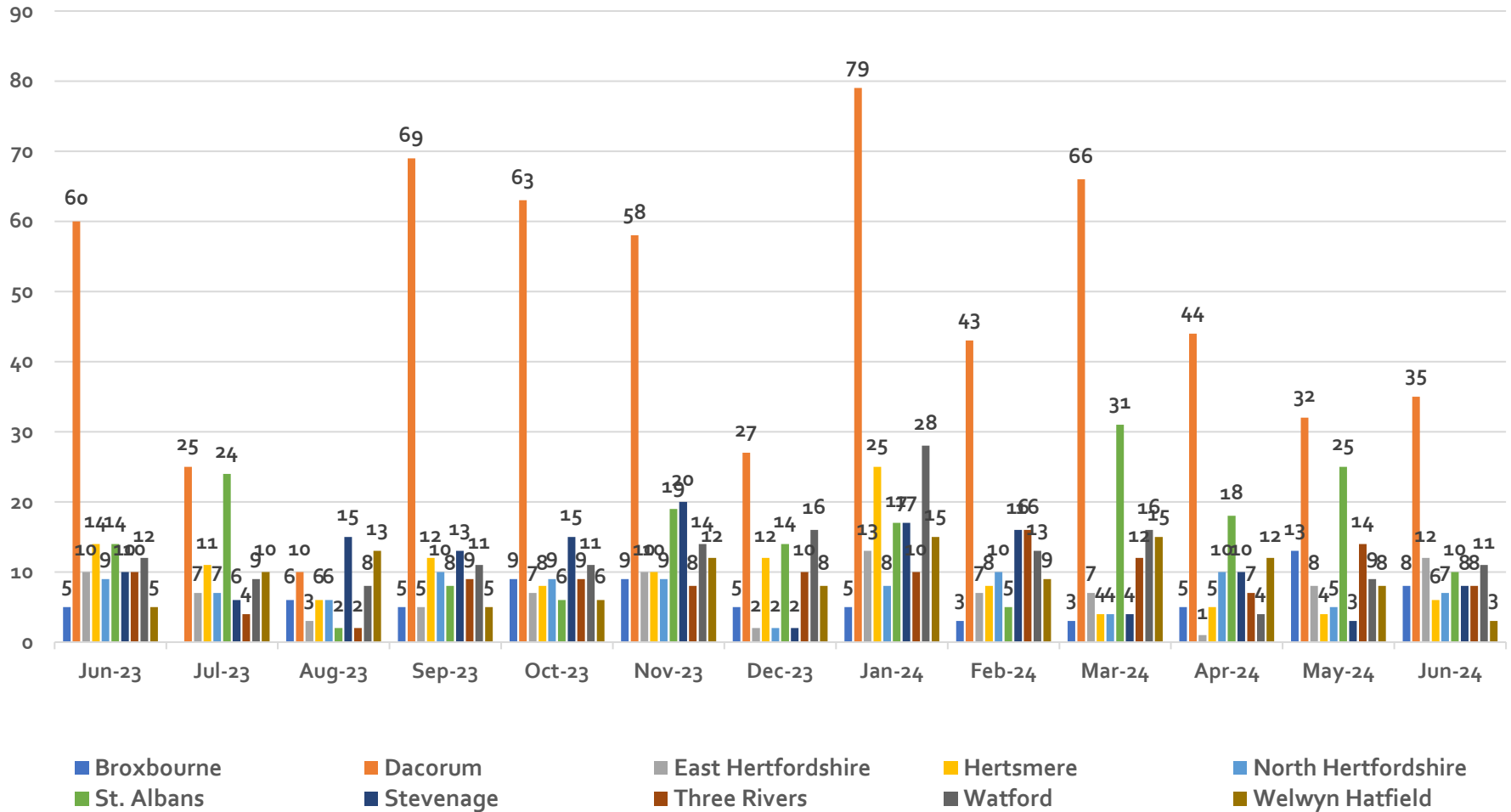
- Successful outcome(s)
- Disengaged / consent withdrawn
- Moved away from county
- Moved across to Specialist & Safeguarding

# Short Term Work: June 2023 – June 2024 (exc. cancelled forms)

## Children & young People by District / Borough



Short Term Work - Children & Young People by month (start date)

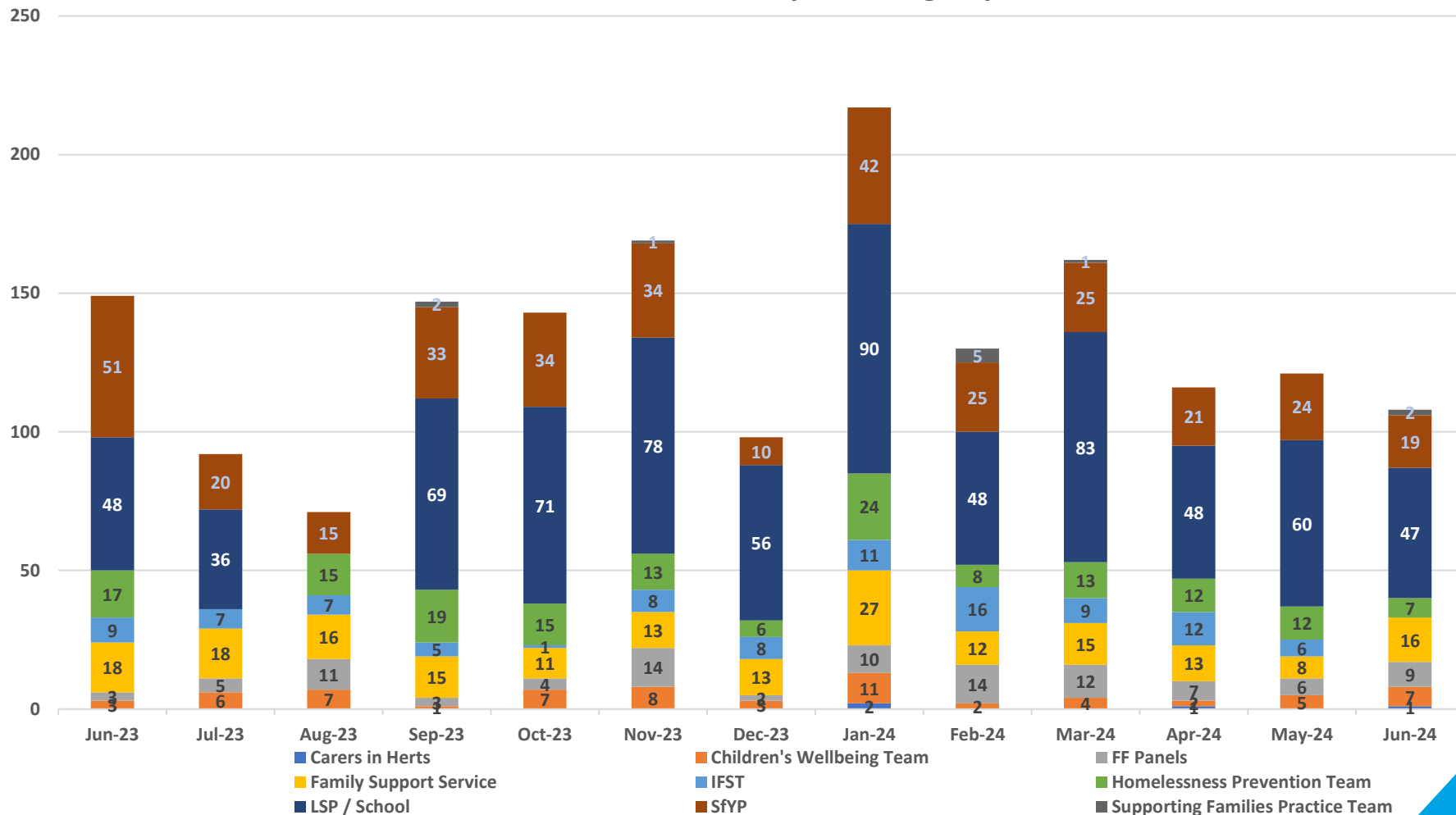


# Short Term Work June 2023- June 2024 (exc. cancelled forms)

## Children & young People by lead agency



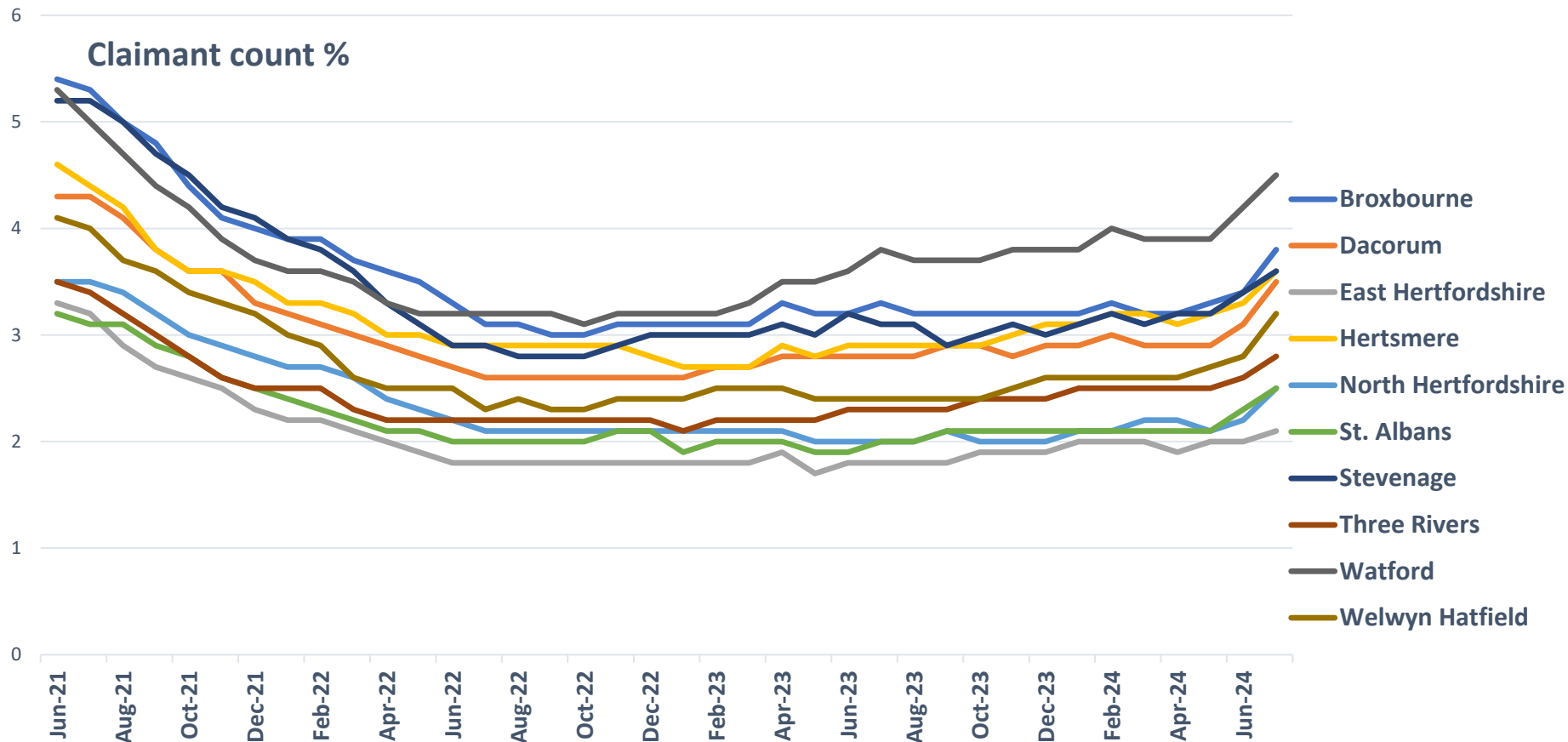
Short Term Work starts by Team / Agency



# Claimant count % (not seasonally adjusted)

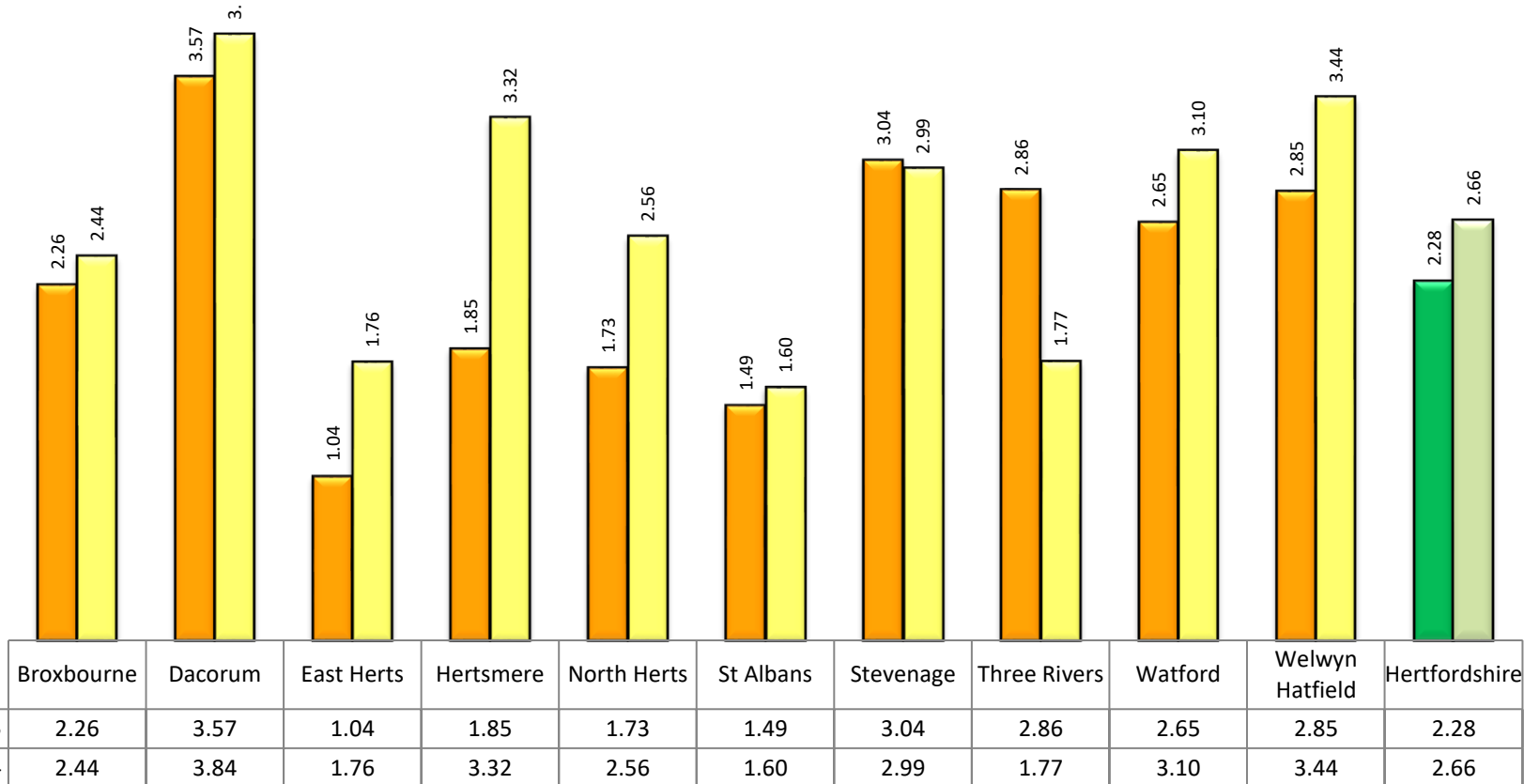
## By District – June 2021 – July 2024

(county decrease from 4.1% to 3.0% between June 2021 & July 2024)



Watford has the highest claimant count rate, as of July 2024, at 4.5%; East Herts has the lowest rate at 2.1%. The Hertfordshire rate for 18-24 year olds is 4.0% (July 2024); this was 6.4% in June 2021.

NEET % - June 2023 to June 2024



In addition to the NEET rate increasing from 2.28% to 2.66% in the last 12 months, the in-learning rate has fallen during the same period from 93.35% to 92.69%. The lost contact rate has risen from 1.48% to 1.93% between June 2023 and June 2024. The wards with the highest NEET rates at the end of July 2024 are Waltham Cross (Broxbourne) 18.3%, Bedwell (Stevenage) 14.6%, Peartree (Welwyn Hatfield) 11.9% and Hatfield East (Welwyn Hatfield) 10.0%.

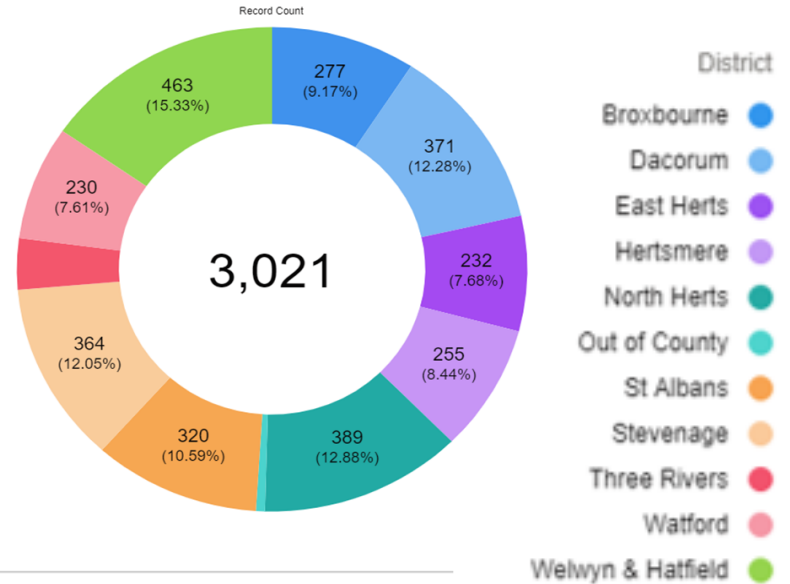
# Young Carers Service (Carers in Hertfordshire data)

April 2024 – June 2024



## Referral sources: April – June 2024

Adults Services	4	2%
Childrens Services	22	10%
Self Referral	101	48%
HPFT	5	2%
HCT	8	4%
Herts Help	0	0%
Hospital	8	4%
GP	1	0%
CinH employees	8	4%
Other	21	10%
Schools	33	16%



Young carers by age and gender

